

PowerCharge™

PowerChargeEV.com

Charge Up!

COMMERCIAL ENERGY SERIES (32A - 40A)

Multiple configurations and mounting options make the Energy Series the most versatile series in the PowerCharge™ line-up.



PowerCharge™

CABLE RETRACTOR

- **Optional** cable retractor extends the life of the cables by elevating them off the ground
- **Creates a safer** environment by greatly reducing tripping hazards

SLIM & DURABLE DESIGN

- **Outdoor rated** with multiple mounting configurations
- **Small footprint** whether wall or pedestal mounted

MULTIPLE MODELS

- **Open Access Control**
Non-networked common for residential and fleet use
- **RFID Access Control**
Non-networked model with RFID-card access control
- **Ethernet (40A Only)**
- **Cellular**
- **Networked**
When connected to a backend software plan, it unlocks features such as point of sale payment, usage data reporting, driver notifications, remote diagnostics, and more

LEVEL 2 CHARGING STATION

- **Up to 10x faster** than a standard 110v plug, the Level 2 Series safely delivers up to 35 miles of driving range for every hour of charge time
- **Adjustable** output allows for the ideal power to match your supply panel, electric vehicle, and driving range
- **3-Year Parts Warranty**
(5-Year Parts & Labor optional)

MOUNT CONFIGURATIONS


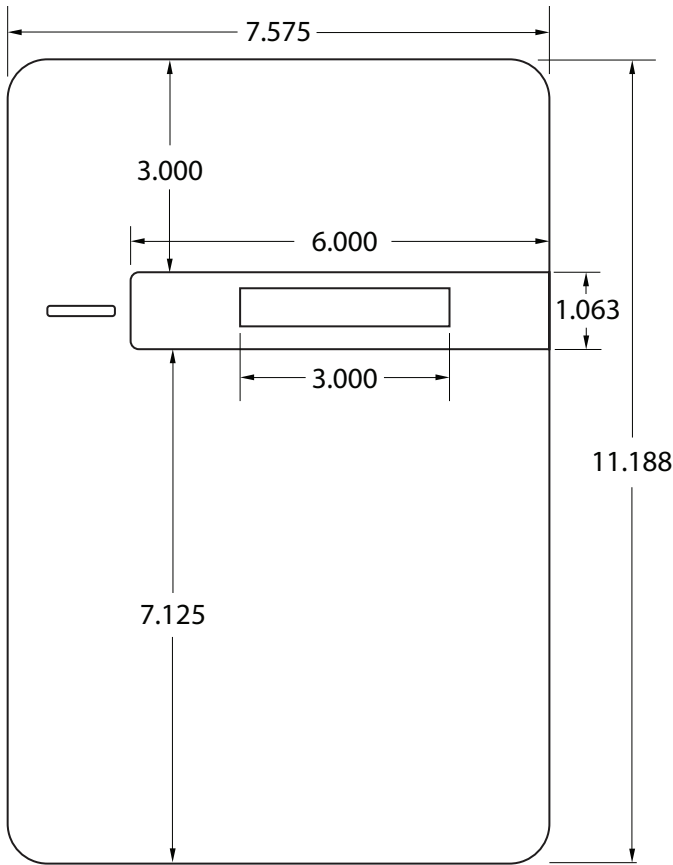


UL-Listed meets safety criteria for use in North America


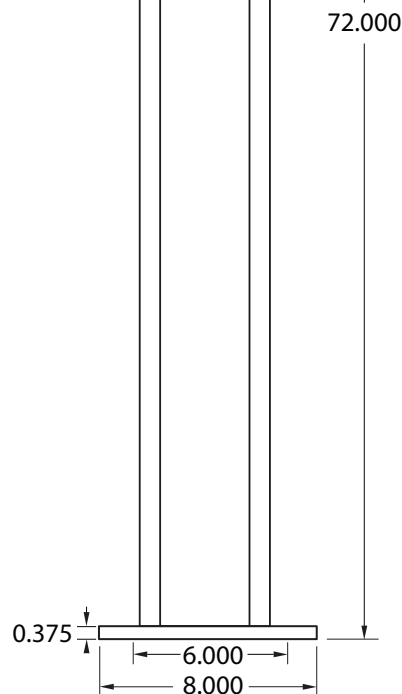
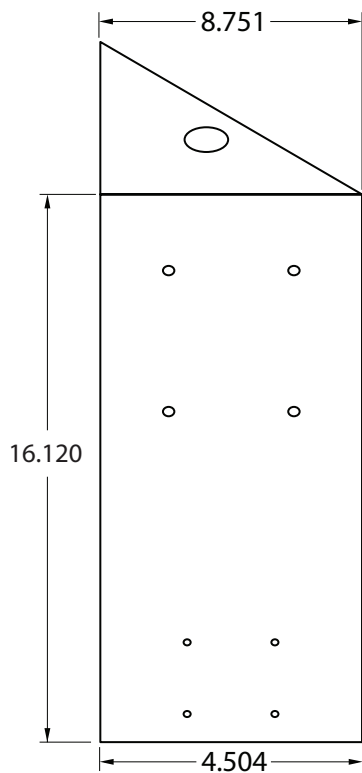
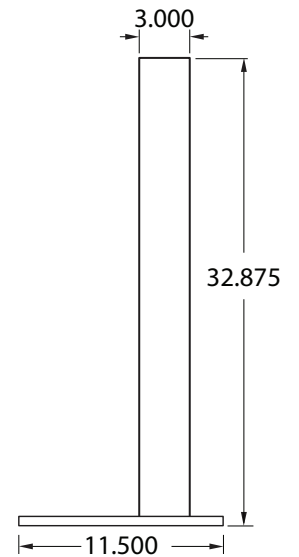
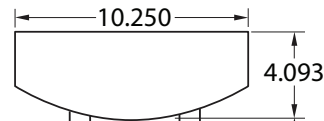


Meets standards for Americans with Disabilities Act

Shown as
Dual Retractor Pedestal
(Single configuration available)



CHARGER FRONT



RETRACTOR (SINGLE / DUAL)

3x6x32 PEDESTAL FRONT/BACK

DUAL MOUNT BRACKET

CONFIGURATION	OPEN-ACCESS	RFID ACCESS / WI-FI	NETWORKED
APPLICATION	COMMERCIAL		
VOLTAGE (VAC)	208/240VAC, Single Phase		
FREQUENCY (Hz)	60 Hz		
CURRENT (RMS)	32A / 7.6 kW 40A / 9.6kW		
CIRCUIT BREAKER	16A=20A / 24A=30A / 32A=40A / 40A=50A		
CHARGING CONNECTOR	SAE J1772		
CHARGING CABLE LENGTH	18 ft. (25 ft. optional)		
METERING ACCURACY	N/A	Embedded ±3% [32A] • Embedded ±1% [40A]	
REAL-TIME CLOCK	N/A	Yes [7 Days]	
WI-FI	N/A	802.11 b/g/n	
CELLULAR		N/A	LTE / CDMA / GSM
ETHERNET	N/A	32A / 7.6kW - No • 40A / 9.6kW - Yes	
RFID	N/A	32A — { <ul style="list-style-type: none"> — ISO 14443 A/B — ISO 15693 — NFC — NEMA Inoperability Protocol } 40A	
DISPLAY	Color LED Status Lights	116(L)*8.5(w)*37(H)mm, 5.57mm CHARACTER HEIGHT 5*8 DOT MATRIX OLED 20x2 Color LED Status Lights	
DATA PROTOCOL	N/A	OCPP 1.6J	
OPERATION TEMPERATURE	-30°C/-22°F to 50°C/122°F		
STORAGE TEMPERATURE	-40°C/-40°F to 70°C/158°F		
MOUNTING TYPE	Wall / Pedestal Mount / Ceiling Mount		
STORAGE TEMPERATURE	-40°C/-40°F to 70°C/158°F		
IP PERFORMANCE	NEMA 4		
DIMENSION (LxWxH, INCHES)	11.14 x 7.56 x 3.11"		
IMPACT RESISTANCE	IK10		
WEB PORTAL MANAGEMENT	N/A	Yes	
CERTIFICATION	UL 50/991/1449/1998/2231/2594 FCC Part 15B		
	N/A	FCC Part 15.225 (RFID 13.56MHz) FCC Part 15.247 (WLAN 2.4GHz)	
		N/A	FCC Part 27 (AT&T) FCC Part 27 (Verizon)
PEDESTAL DIMENSIONS	48"x11.5"x11.5" • 72"x11.5"x11.5"		
PEDESTAL CONSTRUCTION	Aluminum, Powder-Coat Finish, Stainless Steel Hardware		
WARRANTY	3 Year Parts Warranty (5 Year Parts & Labor Optional)		